


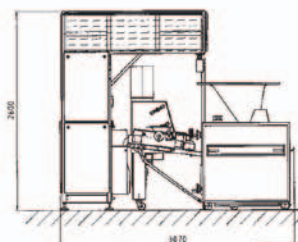
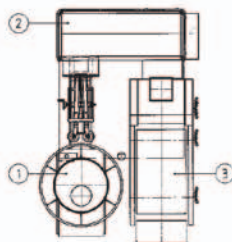
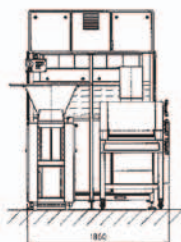
Eco bread line



A very compact bread line for bakeries with limited space but high quality requirements. The machines are a special selection of Glimek's efficient and reliable range for bakeries. An accurate and gentle dough treatment provides high quality on the bread products. The line has a capacity of up to 1200 pcs/hour. All machines are produced in Sweden according to CE-regulations.

Eco bread line

<p>SD-180 ECO dough divider</p>  <ul style="list-style-type: none"> • Hopper 26,4 US gal • Stainless steel covers • Variable speed • Very accurate scaling • Easy and safe handling and maintenance <table border="1"> <tr> <td>Weight range</td> <td>4.2 oz - 3.5 lb</td> </tr> <tr> <td>Capacity</td> <td>520-1200 pcs/hour</td> </tr> </table>	Weight range	4.2 oz - 3.5 lb	Capacity	520-1200 pcs/hour	<p>HU-180 Hander up</p>  <ul style="list-style-type: none"> • Economic rounding unit • Rounding length 700 mm • Placed on the extended outfeed belt of the SD-180 • Simple adjustments <table border="1"> <tr> <td>Weight range</td> <td>2.4 oz - 2.6 lb</td> </tr> <tr> <td>Capacity</td> <td>Up to 1200 pcs/hour</td> </tr> </table>	Weight range	2.4 oz - 2.6 lb	Capacity	Up to 1200 pcs/hour
Weight range	4.2 oz - 3.5 lb								
Capacity	520-1200 pcs/hour								
Weight range	2.4 oz - 2.6 lb								
Capacity	Up to 1200 pcs/hour								
<p>IPP Intermediate pocket proofer</p>  <ul style="list-style-type: none"> • Stainless steel • Non-stick coated transfer box • Infeed shute • Intermittent drive • Electrical panel • Central electric cabinet <table border="1"> <tr> <td>Weight range</td> <td>3.5 oz - 3.3 lb</td> </tr> <tr> <td>Capacity</td> <td>Up to 1200 pcs/hour</td> </tr> </table>	Weight range	3.5 oz - 3.3 lb	Capacity	Up to 1200 pcs/hour	<p>MO-671 Moulder</p>  <ul style="list-style-type: none"> • Very flexible moulder • Working width 25 1/2" • Two pairs of rollers • Foldable and easy adjustable pressure board with two wedges <table border="1"> <tr> <td>Weight range</td> <td>1.05 oz - 4 lb</td> </tr> <tr> <td>Capacity</td> <td>Up to 3000 pcs/hour</td> </tr> </table>	Weight range	1.05 oz - 4 lb	Capacity	Up to 3000 pcs/hour
Weight range	3.5 oz - 3.3 lb								
Capacity	Up to 1200 pcs/hour								
Weight range	1.05 oz - 4 lb								
Capacity	Up to 3000 pcs/hour								



1. SD-180, HU-180
2. IPP 662
3. MO-671